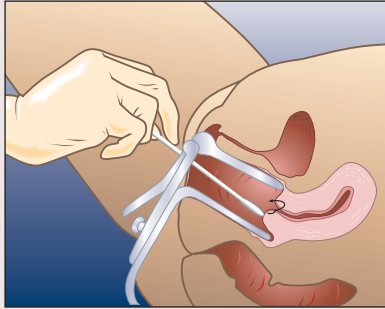
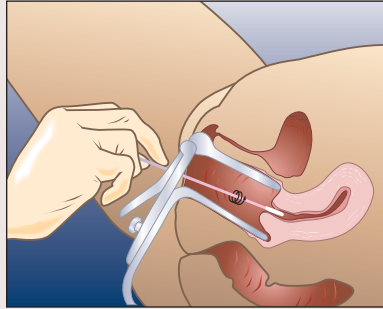


BD ProbeTec™ CT/GC Q^x Amplified DNA Assays Specimen Collection Kits

Female Endocervical Swab

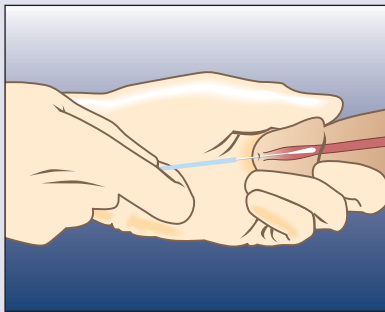


1. Remove excess mucus with cleaning swab and discard.

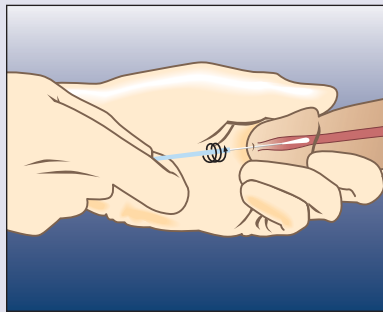


2. Insert the Female Endocervical Swab into the cervical canal and rotate for 15 to 30 seconds.

Male Urethral Swab



1. Insert the Male Urethral Swab 2 to 4 cm into the urethra.



2. Rotate for 3 – 5 seconds.

Storage and Transport

Store and transport at 2 – 30°C and test within 30 days of collection.

or

Store and transport at –20°C and test within 180 days of collection.

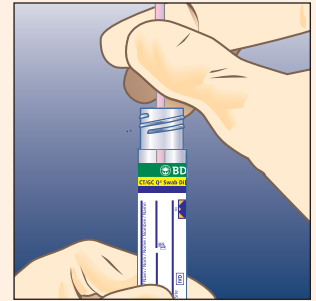
441357—Female Endocervical Specimen Collection Kit for BD ProbeTec™ CT/GC Q^x Amplified DNA Assays

441358—Male Urethral Specimen Collection Kit for BD ProbeTec™ CT/GC Q^x Amplified DNA Assays

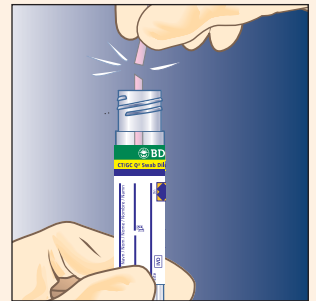


BD Diagnostics
7 Loveton Circle
Sparks, MD 21152-0999 USA
800.638.8663
www.bd.com/ds

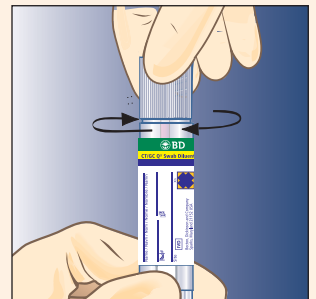
BD
11, rue Aristide-Bergès
ZI des Iles - BP4
38801 Le Pont-de-Claix FRANCE



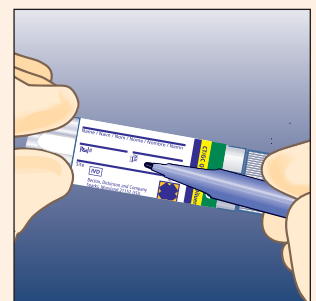
3. Place swab in tube.



4. Break shaft at the score mark.



5. Tightly re-cap the tube with a piercable cap.



6. Label tube with patient information and date/time collected.